

ZAXIS 110

- **Rated Engine Power** : 63 kW (85 PS)
- **Operating Weight** : 10 400 kg
- **Backhoe Bucket** :
PCSA Heaped : 0.19 - 0.59 m³
CECE Heaped : 0.17 - 0.50 m³



Z A X I S

Smarter & Faster.

Powerful yet Efficient Engine - The largest in the 10 ton classes

The large powerfull engine provides an excellent balance of power and fuel efficiency.

Direct-Feel Control From a Refined Hydraulic System

It almost seems as if the wishes of the operator become excavating operations. The refined hydraulic system gives the operator excellent control.

Power to Master Tough Excavating Jobs

The powerful engine and hydraulic system work together to focus maximum excavating force on the job. Zaxis dominates tough work sites.

Dependable Travel and Swing Torque

Plenty of dependable power for travel and swing operations makes the Zaxis ready for rough terrain. Compared to the current model, the Zaxis offers 4% more travel power and 5% more swing torque.

Auto Accelerator Control Cuts Fuel Consumption

Automatic adjustment of engine speed to the amount of lever operation helps reduce unnecessary engine operation. Reducing engine operation for light loads contributes to lower fuel consumption.

ZAXIS uses advanced technology to reduce costs while working faster.



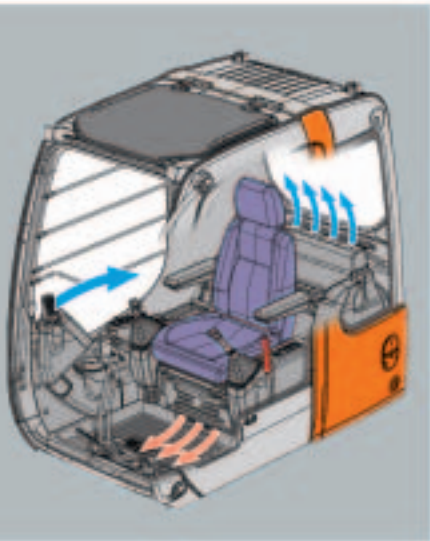
Notes :

1. Never leave the front attachment in a raised position. Make sure the front attachment is lowered to the ground before leaving the equipment unattended. (Some of the pictures in this catalog show an unmanned machine with attachments in an operating position. These were taken for demonstration purposes only and the actions shown are not recommended under normal operating conditions.)
2. Caution plates on the machine will vary according to country.
3. Photos include optional equipment.

All Excavating Operations in a Single Mode

Simply select the "Digging" mode for smooth and speedy control of front operations. No need to select from among multiple modes.





Easy-to-Monitor Instruments

Strategically positioned instruments allow the operator to monitor the status of key areas with just a glance.

Easy-to-Reach Switches

Switches and other essential controls are located near the operator. This helps keep operator movement to a minimum, enhancing control and helping to fight fatigue.

Auto Control Air Conditioner

Simply set the temperature and forget about it. Ducts are positioned to promote even air flow throughout the cab.

Z A X I S

Minimum Effort.
Maximum Efficiency.

Operator's compartment is designed for both comfort and operating efficiency.



Enhanced visibility on the lower right side.



Drink holder

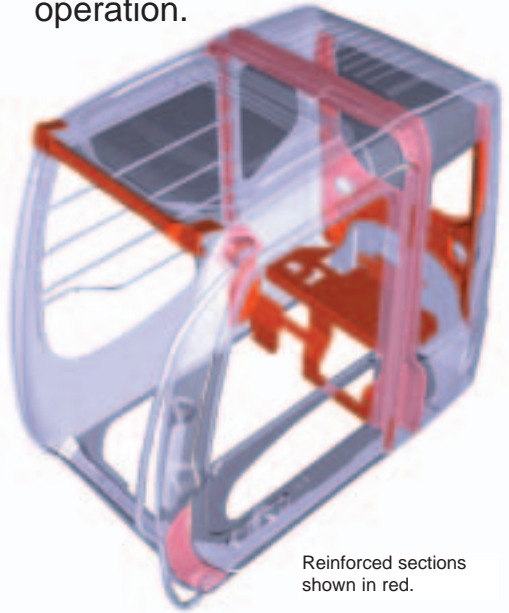
- Storage box
- Easy-lock front window latch
- Wide and comfortable arm rests



Z A X I S

Protect & Serve.

A design that both guards the operator and contributes to efficient operation.



Reinforced sections shown in red.

CRES (Center pillar Reinforced Structure)

The cab is designed to help with "just in case" protection for the operator. The rigid cab design can help prevent injury to the operator during an accident.

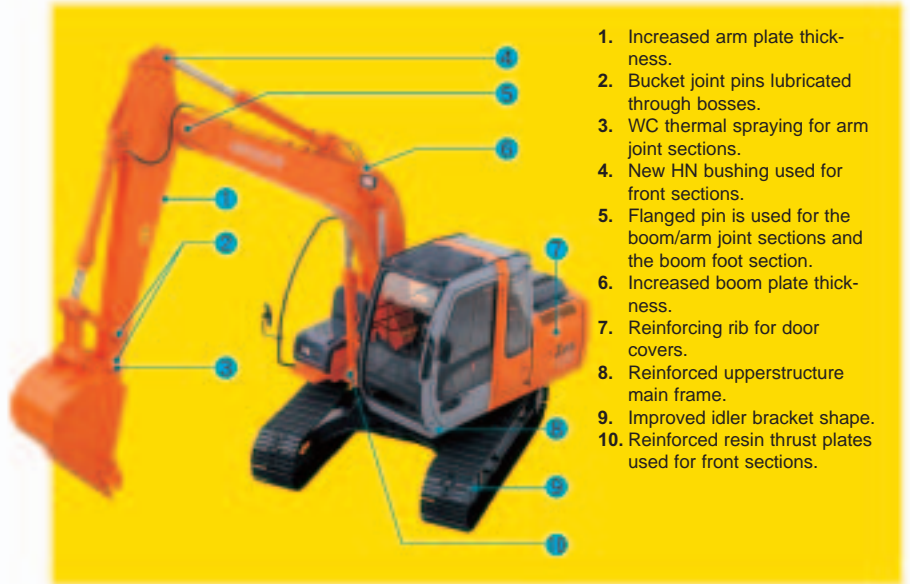


Simulated crash deformation test



Functional & Durable.

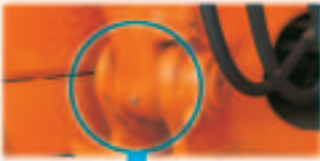
Extensive steps have been taken to support basic performance and overall durability.



1. Increased arm plate thickness.
2. Bucket joint pins lubricated through bosses.
3. WC thermal spraying for arm joint sections.
4. New HN bushing used for front sections.
5. Flanged pin is used for the boom/arm joint sections and the boom foot section.
6. Increased boom plate thickness.
7. Reinforcing rib for door covers.
8. Reinforced upperstructure main frame.
9. Improved idler bracket shape.
10. Reinforced resin thrust plates used for front sections.



New HN Bushing



WC Thermal Spraying (Tungsten Carbide)

Components can be used for up to 1000 hours before lubrication is needed. (Data based on Hitachi testing.)

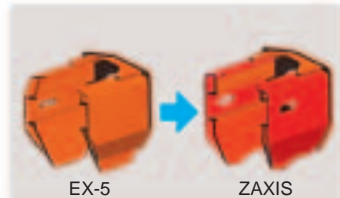


Reinforced Resin Thrust Plates

Designed to reduce noise and resist wear.

Strengthened Swing Circle

Provides support for strong excavating power.



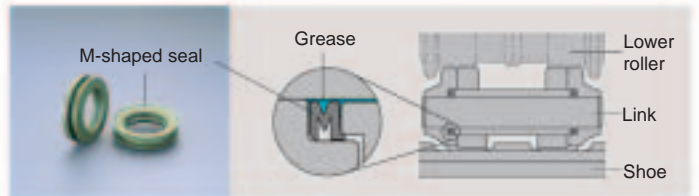
Improved idler bracket shape (shown in red)



Insertion type idler yoke

Rigid Undercarriage

Strong undercarriage section for increased durability. Designed for tough work sites.



M-Shaped Track Link Seals Provide High Grease Retention

Smart Savings.

Advanced technology help reduce maintenance cost by 30%.



Comparative information based on current Japan domestic model.

Front and Bucket Components Only Need Lubrication Every 500 Hours

The improved HN grooved bushings and reinforced resin thrust plates help reduce maintenance time and expense.

Hydraulic Oil Filter Only Needs Replacement Every 1000 Hours

The hydraulic oil filter can be used nearly twice as long as the previous model dramatically reducing maintenance time and expense.



Engine oil filter
Water separator

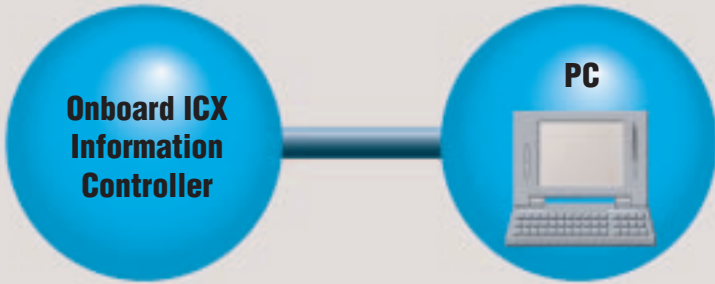
Engine Oil Filter and Water Separator Positioned for Easy Checking from Ground



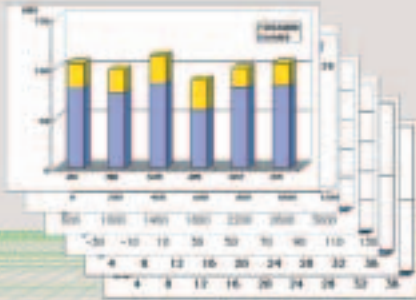
Undercarriage Designed for Easy Mud Removal

Z A X I S

■ Equipment Operation Status Report



Information Services for Equipment



Information Technology Support.

Providing the data for making the right decisions.



Z A X I S

Low Noise Operation


Conforms to U.S. EPA Tier 2 and EC Tier 2 emission regulations.

Labeled Plastic Parts

The type of plastic used in various parts is imprinted on them to facilitate easy recycling.

Lead-Free Wiring and Aluminium Radiator and Oil Cooler

Helps keep harmful materials from the environment.



Environmentally Friendly Design.

Helping ensure a cleaner tomorrow.



Hitachi Construction Machinery (Europe) NV

Souvereinstraat 16 4903 RH Oosterhout

P.O. Box 404, 4900 AK Oosterhout, The Netherlands

T +31(0)162 484 400, **F** +31(0)162 457 453, **URL** : www.hcme.com

Sicilieweg 5, haven 5112, 1045 AT Amsterdam

P.O. Box 59239, 1040 KE Amsterdam, The Netherlands

T +31 (0)20 4476700, **F** +31 (0)20 3344045, **URL** : www.hcme.com

These specifications are subject to change without notice.
Illustrations and photos show the standard models, and may or may not include optional equipment, accessories, and all standard equipment with some differences in color and features.

KS-E342

07.03